


SCHEME OF WORK OVERVIEW

Differentiated & editable PSHE Association mapped SOW

RSE & PSHE COMPLETE YEAR 6






SCHEME OF WORK OVERVIEW

Complete Year 6 PSHE + RSE

Our Complete PSHE Package for Year 6 follows the new DfE Statutory Guidance and the PSHE Association's suggested themed approach for Health and Wellbeing, Relationships Education, and Living in the Wider World. The lessons are editable, three-way differentiated, fun and creative as well as very easy to follow. EC Publishing have created PSHE resources for The Bank of England, The Children's Commissioner, the Criminal Cases Review Commission (UK Government) and many other UK charities and institutions, so you will be purchasing safe in the knowledge you will receive a high quality PSHE Package.

Also includes an audit / tracker for the new PSHE 2020 statutory content so you can keep track of your coverage against the new DfE and PSHE Association guidelines, as well as detailed schemes of work for each half-term.



SCHEME OF WORK OVERVIEW

Suggested Lesson Order - Autumn


All of our schemes of work follow the PSHE Association's suggested themed approach for Health and Wellbeing, Relationships Education and Living in the Wider World. Whilst a suggested lesson order is provided below, all of our lesson packs are designed to be taught independently, as such, you may choose to deviate from the order shown here.

Autumn 1 - Health and Wellbeing 1

- 1) Healthy living
- 2) Living a healthy active life (double lesson)
- 3) Dental hygiene
- 4) Germs, bacteria, and viruses (double lesson)
- 5) Optional assessment

Autumn 2 - Relationships Education

- 1) Positive relationships
- 2) Disagreeing respectfully
- 3) Family and commitment (double lesson)
- 4) Love and abuse (double lesson)
- 5) Online gaming safety
- 6) Optional assessment



SCHEME OF WORK OVERVIEW

Suggested Lesson Order - Spring


All of our schemes of work follow the PSHE Association's suggested themed approach for Health and Wellbeing, Relationships Education and Living in the Wider World. Whilst a suggested lesson order is provided below, all of our lesson packs are designed to be taught independently, as such, you may choose to deviate from the order shown here.

Spring 1 - Living in the Wider World 1

- 1) Asking for help and advice (double lesson)
- 2) Identity and community
- 3) Diversity and celebrating difference
- 4) Social media
- 5) Online privacy and data (double lesson)
- 6) Optional assessment

Spring 2 - Health and Wellbeing 2

- 1) Body image introduction
- 2) Girls' puberty
- 3) Boys' puberty
- 4) Hormones and emotions
- 5) Mental health and symptoms of illness
- 6) What is alcohol?
- 7) Introduction to drugs (double lesson)
- 8) Optional assessment



SCHEME OF WORK OVERVIEW

Suggested Lesson Order - Summer

All of our schemes of work follow the PSHE Association's suggested themed approach for Health and Wellbeing, Relationships Education and Living in the Wider World. Whilst a suggested lesson order is provided below, all of our lesson packs are designed to be taught independently, as such, you may choose to deviate from the order shown here.

Summer 1 - Relationships Education 2

- 1) Bullying introduction
- 2) Bullying or teasing
- 3) Consent
- 4) Attraction and crushes
- 5) Human reproduction (double lesson)
- 6) Optional assessment

Summer 2 - Living in the Wider World 2

- 1) What is money? (Double lesson)
- 2) Different attitudes about money
- 3) Keeping safe (double lesson)
- 4) New schools and classes: transition
- 5) Optional assessment



Complete Primary PSHE Package

Website:

www.ecpublishing.co.uk

Email:

info@ecpublishing.co.uk

Thanks for choosing EC Resources
©EC Publishing Ltd 2019
©Lead Practitioner English 2019