































# Year 1 Phonics Screening

# What is phonics?


- Children are taught to read by breaking down words into separate sounds or 'phonemes'. They are then taught how to blend these sounds together to read the whole word.
- Children have a 30mins phonics lesson each day and they are encouraged to use these strategies to read and write in other lessons.
- There are around 40 different sounds.






















Speed Sounds Set 1

|   |   |   |  |   |
|---|---|---|--|---|
| m<br>   | a<br>    | s<br>    | d<br>   | t<br>    |
| i<br>   | n<br>    | p<br>    | g<br>   | o<br>    |
| c<br>   | k<br>    | u<br>    | b<br>   | f<br>    |
| e<br>   | l<br>    | h<br>    | sh<br>  | r<br>    |
| j<br>  | v<br>   | y<br>   | w<br>  | th<br>  |
| z<br> | ch<br> | qu<br> | x<br> | ng<br> |

Speed Sounds Set 2

|   |  |  |   |  |
|---|--|--|---|--|
| ay<br><br>may I play?    | ee<br><br>what can you see? | igh<br><br>fly high     | ow<br><br>blow the snow    | oo<br><br>poo at the zoo  |
| oo<br><br>look at a book | ar<br><br>start the car     | or<br><br>shut the door | air<br><br>that's not fair | ir<br><br>whirl and twirl |

Speed Sounds Set 3

|   |  |   |  |   |  |
|---|--|---|--|---|--|
| ea<br><br>cup of tea       | oi<br><br>spoil the boy       | ou<br><br>shout it out     |  |   | oy<br><br>toy for a boy |
| a-e<br><br>make a cake     | i-e<br><br>nice smile         | o-e<br><br>phone home      | u-e<br><br>huge brute           | aw<br><br>yawn at dawn       |  |
| are<br><br>care and share | ur<br><br>nurse with a purse | er<br><br>a better letter | ow<br><br>brown cow            | ai<br><br>snail in the rain |  |
| oa<br><br>goat in a boat | ew<br><br>chew the stew     | ire<br><br>fire, fire!   | ear<br><br>hear with your ear | ure<br><br>sure it's pure  |  |

# Why are the children being screened?

- Every Year 1 child in the country will be taking the phonics screening check in the same week in June. Year 2 children will also take the test if they did not pass earlier in the year.
- The aim of the check is to ensure that all children are able to read by the end of Year 2.
- This 'midpoint check' will ensure that we have a clear understanding of what the children need to learn in Year 2.



# What will the children be expected to do?

- The check is very similar to tasks the children already complete during phonics lessons.

- Children will be asked to 'sound out' a word and blend the sounds together. eg d-o-g - dog

d o g 

• • •

- The focus of the check is to see which sounds the children know and therefore the children will be asked to read made up 'nonsense' words.

**THIS IS NOT A READING TEST**



# Examples of words:

in

at

beg

sum


ot



vap



osk



ect



# When will the screening take place?

- The screening will take place throughout the week beginning **Monday 18<sup>th</sup> June**. The children cannot retake the test at any other time so it is very important your child is in school during this week.
- The check has been designed so that children of all abilities will be able to take part.





# Who will complete the check?

- The children will complete the check one at a time in a quiet area of the school.
- I will conduct all of the screening checks with the children.
- The screening will only take 5-10mins with each child.



Shhhhhh!



# How can you help?

- Encourage your child to 'sound out' when reading or writing. Focusing particularly on spotting more unusual sound patterns.

Eg

Digraph- 2 letters making one sound

cow

Trigraphs- 3 letters making one sound

night

Split digraphs- 2 vowels with a consonant inbetween. Use to be known as the magic e!

spine - i\_e

# How can you help?

- Encourage your child to use their sound mat when writing and use their actions to find the sound they need.

- Children can practise their phonics by playing games online. The children particularly like 'Buried Treasure'

- <http://www.phonicsplay.co.uk/BuriedTreasure2.html>



# How can you help?

- **REMEMBER:** Phonics is not the only thing needed to become a fluent reader.
- Please continue to read with your child each night and encourage them to:
  - Sound out
  - Re-read to check it makes sense.
  - Use pictures for clues.
  - Ask questions about the book.
  - And most importantly **ENJOY READING!**

# Questions?

